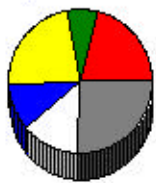


Category	Value
Number of Persons	18245.0
Number of Households	7496.0
Percent Children	5.7
Per Capita Income	11343.6
Average Gross Rent	379.4
Ages 65 and over	4853.0
Graduate Degree	342.0
Work Out OfState	55.0
Wood	110.0
Well Water	3208.0

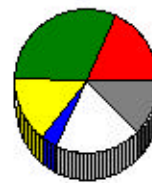
Category	Value
Number of Families	5695.0
Persons Per Household	2.5
Average Household Income	22189.6
Average Year Built	1980.2
Average Home Value	74790.9
Laborer	804.0
College	596.0
Other Rural	6154.0
Renter	1402.0

Age Distribution



3,944	Ages 0 to 17
1,302	Ages 18 to 24
4,274	Ages 25 to 44
1,924	Ages 45 to 54
2,348	Ages 55 to 64
4,853	Ages 65 and over

Occupation



1,183	Mgmt/Professional
1,964	Technical/Sales
974	Service Industry
230	Farming
1,265	Production
804	Laborer

Education - Highest Level Attained



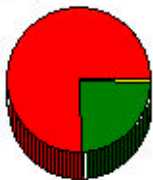
1,224	9th Grade
3,557	12th Grade/no dip.
5,860	High School Diploma
2,398	Some College
549	Associate's Degree
771	Bachelor's Degree
342	Graduate Degree

Education - Current Enrollment



204	Preschool
2,313	Elementary/High School
596	College

Employment Location



4,779	Work In County
1,433	Work Out Of County
55	Work Out OfState

Property Classification



11,999	Urban
92	Farm
6,154	Other Rural

Home Heating Source



1,529	Natural Gas
5,554	Electric
132	Fuel Oil
110	Wood

Relationship of Occupant



5,943	Owner
1,402	Renter

Water Source



6,067	Public Water
3,208	Well Water

Sewer System



4,034	Public Sewer
5,108	Septic