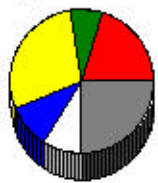


Category	Value
Number of Persons	79382.0
Number of Households	32662.0
Percent Children	22.4
Per Capita Income	12997.6
Average Gross Rent	508.6
Ages 65 and over	20315.0
Graduate Degree	2749.0
Work Out OfState	270.0
Wood	150.0
Well Water	211.0

Category	Value
Number of Families	22105.0
Persons Per Household	2.3
Average Household Income	25785.9
Average Year Built	1972.2
Average Home Value	68400.0
Laborer	4335.0
College	3972.0
Other Rural	0.0
Renter	6859.0

Age Distribution



16,355	Ages 0 to 17
5,993	Ages 18 to 24
23,439	Ages 25 to 44
7,756	Ages 45 to 54
7,267	Ages 55 to 64
20,315	Ages 65 and over

Occupation



8,549	Mgmt/Professional
12,918	Technical/Sales
4,146	Service Industry
452	Farming
4,998	Production
4,335	Laborer

Education - Highest Level Attained



3,978	9th Grade
12,260	12th Grade/no dip.
22,581	High School Diploma
12,700	Some College
4,442	Associate's Degree
6,060	Bachelor's Degree
2,749	Graduate Degree

Education - Current Enrollment




1,417	Preschool
9,697	Elementary/High School
3,972	College

Employment Location



31,965	Work In County
2,632	Work Out Of County
270	Work Out OfState

Property Classification



79,382	Urban
--------	-------

Home Heating Source



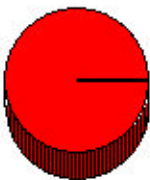
4,518	Natural Gas
26,073	Electric
1,610	Fuel Oil
150	Wood

Relationship of Occupant



25,644	Owner
6,859	Renter

Water Source



36,947	Public Water
211	Well Water

Sewer System



36,366	Public Sewer
770	Septic