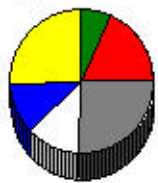


Category	Value
Number of Persons	44395.0
Number of Households	19875.0
Percent Children	8.6
Per Capita Income	20707.0
Average Gross Rent	598.8
Ages 65 and over	11799.0
Graduate Degree	2536.0
Work Out OfState	234.0
Wood	62.0
Well Water	139.0

Category	Value
Number of Families	13382.0
Persons Per Household	2.2
Average Household Income	37402.3
Average Year Built	1971.5
Average Home Value	117464.7
Laborer	1854.0
College	2015.0
Other Rural	0.0
Renter	5429.0

Age Distribution



8,374	Ages 0 to 17
2,943	Ages 18 to 24
11,781	Ages 25 to 44
5,000	Ages 45 to 54
5,278	Ages 55 to 64
11,799	Ages 65 and over

Occupation



6,366	Mgmt/Professional
7,197	Technical/Sales
2,682	Service Industry
339	Farming
1,700	Production
1,854	Laborer

Education - Highest Level Attained



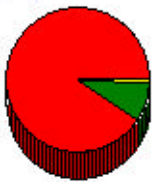
1,811	9th Grade
4,934	12th Grade/no dip.
10,466	High School Diploma
8,964	Some College
2,603	Associate's Degree
5,487	Bachelor's Degree
2,536	Graduate Degree

Education - Current Enrollment




640	Preschool
5,334	Elementary/High School
2,015	College

Employment Location



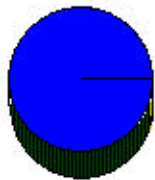
18,135	Work In County
1,631	Work Out Of County
234	Work Out OfState

Property Classification



44,395	Urban
--------	-------

Home Heating Source



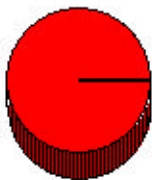
816	Natural Gas
17,844	Electric
1,004	Fuel Oil
62	Wood

Relationship of Occupant



14,394	Owner
5,429	Renter

Water Source



24,838	Public Water
139	Well Water

Sewer System



24,615	Public Sewer
350	Septic