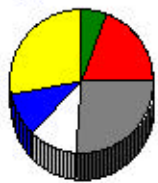


Category	Value
Number of Persons	84143.0
Number of Households	36644.0
Percent Children	26.8
Per Capita Income	16944.7
Average Gross Rent	571.1
Ages 65 and over	22800.0
Graduate Degree	4963.0
Work Out OfState	500.0
Wood	40.0
Well Water	561.0

Category	Value
Number of Families	25492.0
Persons Per Household	2.3
Average Household Income	32192.5
Average Year Built	1979.3
Average Home Value	104632.4
Laborer	2156.0
College	4339.0
Other Rural	1311.0
Renter	8450.0

Age Distribution



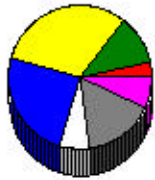
16,565	Ages 0 to 17
5,320	Ages 18 to 24
23,728	Ages 25 to 44
8,228	Ages 45 to 54
9,108	Ages 55 to 64
22,800	Ages 65 and over

Occupation



11,733	Mgmt/Professional
14,996	Technical/Sales
4,228	Service Industry
423	Farming
2,558	Production
2,156	Laborer

Education - Highest Level Attained



2,480	9th Grade
7,624	12th Grade/no dip.
21,308	High School Diploma
17,024	Some College
4,923	Associate's Degree
10,862	Bachelor's Degree
4,963	Graduate Degree

Education - Current Enrollment



1,333	Preschool
10,016	Elementary/High School
4,339	College

Employment Location



27,929	Work In County
7,348	Work Out Of County
500	Work Out OfState

Property Classification



82,832	Urban
1,311	Other Rural

Home Heating Source



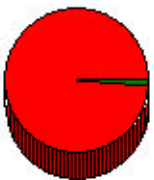
1,122	Natural Gas
35,207	Electric
298	Fuel Oil
40	Wood

Relationship of Occupant



28,282	Owner
8,450	Renter

Water Source



42,765	Public Water
561	Well Water

Sewer System



42,110	Public Sewer
1,179	Septic