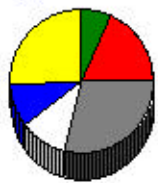


Category	Value
Number of Persons	50621.0
Number of Households	22456.0
Percent Children	7.7
Per Capita Income	16184.2
Average Gross Rent	499.6
Ages 65 and over	14943.0
Graduate Degree	2571.0
Work Out OfState	229.0
Wood	71.0
Well Water	439.0

Category	Value
Number of Families	14962.0
Persons Per Household	2.3
Average Household Income	29211.1
Average Year Built	1972.5
Average Home Value	101506.5
Laborer	1752.0
College	2586.0
Other Rural	0.0
Renter	5737.0

Age Distribution



9,505	Ages 0 to 17
3,393	Ages 18 to 24
13,484	Ages 25 to 44
4,741	Ages 45 to 54
5,497	Ages 55 to 64
14,943	Ages 65 and over

Occupation



6,094	Mgmt/Professional
8,639	Technical/Sales
2,888	Service Industry
343	Farming
2,176	Production
1,752	Laborer

Education - Highest Level Attained



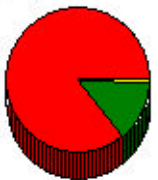
1,975	9th Grade
5,580	12th Grade/no dip.
13,701	High School Diploma
10,250	Some College
2,766	Associate's Degree
5,215	Bachelor's Degree
2,571	Graduate Degree

Education - Current Enrollment




900	Preschool
5,659	Elementary/High School
2,586	College

Employment Location



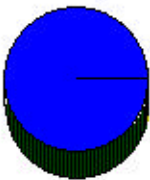
18,459	Work In County
2,895	Work Out Of County
229	Work Out OfState

Property Classification



50,621	Urban
--------	-------

Home Heating Source



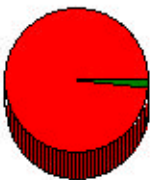
1,206	Natural Gas
20,043	Electric
898	Fuel Oil
71	Wood

Relationship of Occupant



16,548	Owner
5,737	Renter

Water Source



25,217	Public Water
439	Well Water

Sewer System



24,635	Public Sewer
983	Septic