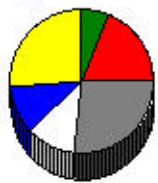


Category	Value
Number of Persons	71475.0
Number of Households	31753.0
Percent Children	8.8
Per Capita Income	16781.6
Average Gross Rent	561.0
Ages 65 and over	19596.0
Graduate Degree	3270.0
Work Out OfState	275.0
Wood	90.0
Well Water	200.0

Category	Value
Number of Families	21355.0
Persons Per Household	2.3
Average Household Income	32770.0
Average Year Built	1971.0
Average Home Value	85573.3
Laborer	3108.0
College	3471.0
Other Rural	0.0
Renter	7898.0

Age Distribution



13,772	Ages 0 to 17
4,875	Ages 18 to 24
18,754	Ages 25 to 44
7,717	Ages 45 to 54
8,045	Ages 55 to 64
19,596	Ages 65 and over

Occupation



8,992	Mgmt/Professional
11,681	Technical/Sales
4,499	Service Industry
587	Farming
3,203	Production
3,108	Laborer

Education - Highest Level Attained



3,156	9th Grade
8,637	12th Grade/no dip.
19,240	High School Diploma
13,484	Some College
4,303	Associate's Degree
6,897	Bachelor's Degree
3,270	Graduate Degree

Education - Current Enrollment




1,066	Preschool
8,710	Elementary/High School
3,471	College

Employment Location



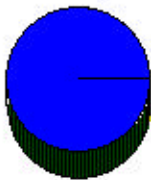
29,078	Work In County
2,337	Work Out Of County
275	Work Out OfState

Property Classification



71,475	Urban
--------	-------

Home Heating Source



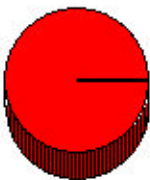
1,486	Natural Gas
28,704	Electric
1,357	Fuel Oil
90	Wood

Relationship of Occupant



23,835	Owner
7,898	Renter

Water Source



37,713	Public Water
200	Well Water

Sewer System



37,376	Public Sewer
519	Septic